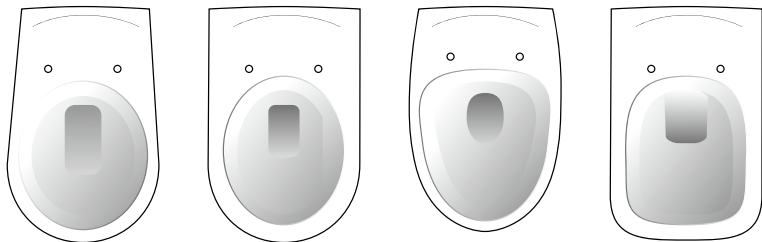


### 1. kies de juiste vorm



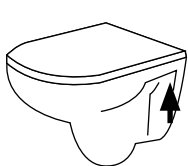
A

B

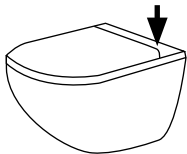
C

D

### 2. selecteer montagewijze



standaard



top

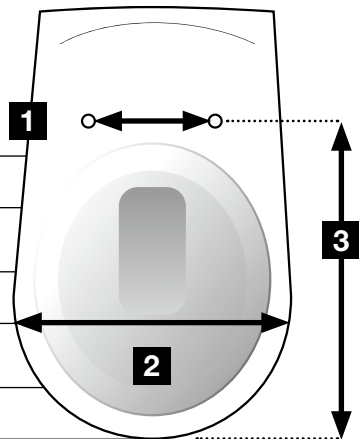
### 3. neem de afmetingen van jouw toilet

noteer de maten  
in mm hieronder

afmeting 1

afmeting 2

afmeting 3



**desco**