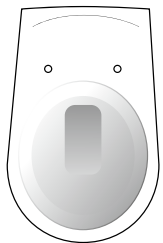


1. choisissez la forme désirée



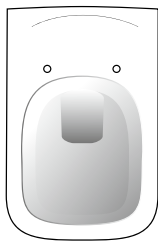
A



B

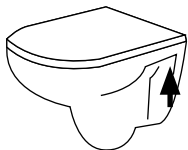


C

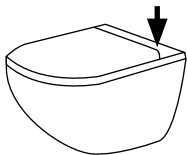


D

2. méthode de montage



standard



fixations invisibles

3. prenez les mesures de votre WC

notez-les en mm
ci-dessous

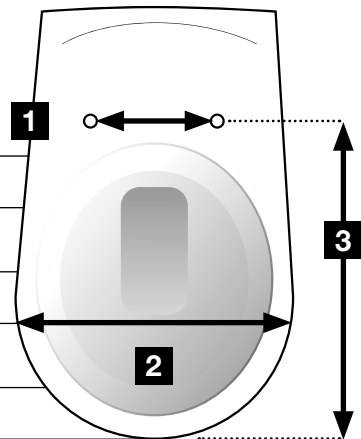

dimension 1



dimension 2



dimension 3



desco